



Q3 2025 update

Get connected

to a universe of software and services businesses

This document accompanies the report to 30 September 2025. The information in this document contains a summary of information set out in this report. References in this document to HgCapital Trust plc have been abbreviated to 'HgT'.

HgCapital Trust (“HgT”)

HgT is a FTSE 250 investment company listed on the main market of the London Stock Exchange and managed by Hg, Europe’s largest software investor¹



Investment strategy focused on profitable and growing companies providing mission-critical B2B software and services



Resilient business models with highly recurring revenues and low customer churn

£2.3bn

market capitalisation

+19.3% p.a.

10 year share price CAGR

+11.2% p.a.

10 year outperformance vs. public markets²

At 30 September 2025. All performance figures are shown on a total return basis. Past performance is not a reliable indicator of future results.

1. 2024 PEI 300 ranking

2. HgT share price total versus FTSE All-share index

30+ year

track record of investing

#1

Private Equity tech investor
by Total Deal Counts and
Exits¹



>\$100bn

assets under management

\$187bn

portfolio enterprise value

6

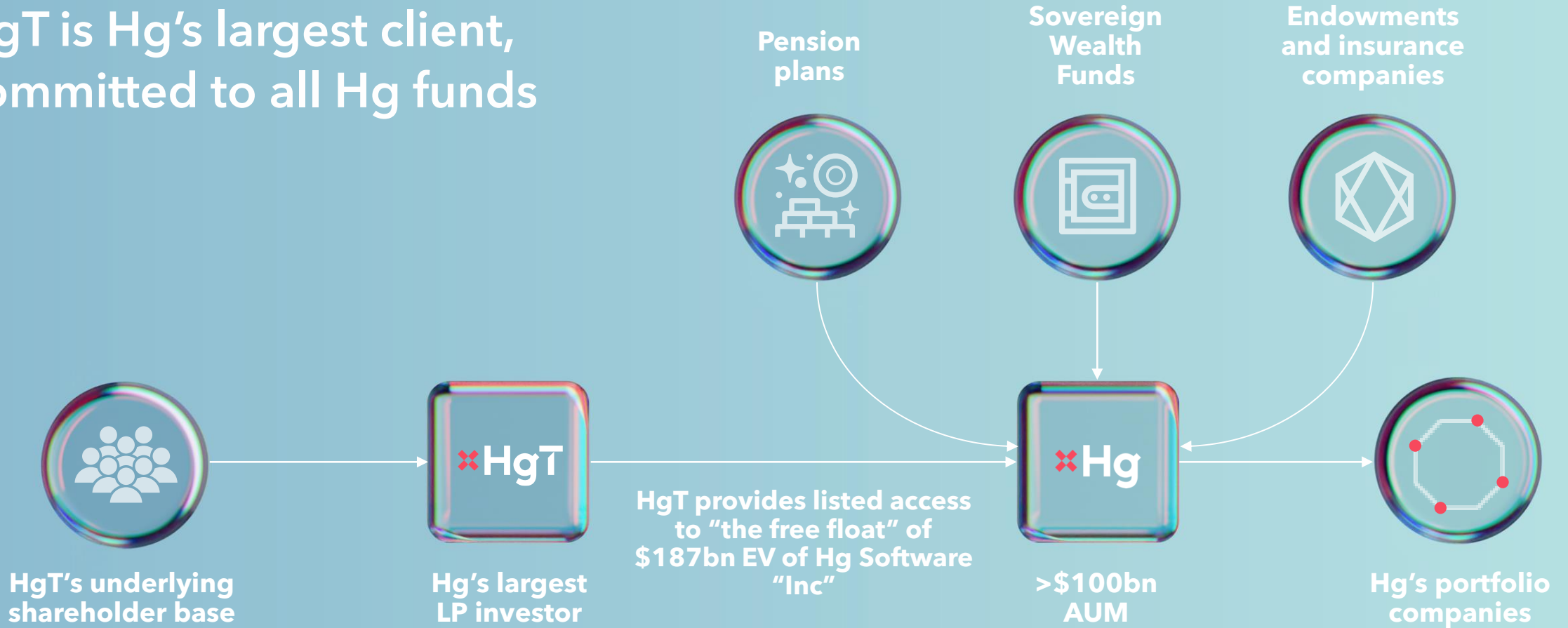
Offices in London, Munich,
New York, San Francisco, Paris
& Singapore

c.430

employees including >250
investment and other
professional executives

As at 30 September 2025; adjusted pro forma for events post-period end; past performance is not indicative of future performance. The returns presented are gross and do not include the effect of fees, commissions and other charges which will reduce returns
1. AGC Partners Tech PE Leaderboard (Dec 2024). Hg was ranked #1 by Total Deal Count in 2023-2024 and #1 for exits in 2024 (YTD).

HgT is Hg's largest client, committed to all Hg funds



HgT provides shareholders with access to a private software portfolio that would otherwise be inaccessible to investors in listed markets

HgT provides access to all Hg funds and direct co-investment



85-90% target allocation

10-15%



Mercury

"Transforming founder-led businesses"

Lower mid-market buyout focus

Capturing high growth, typically founder-led businesses with potential for outperformance



Genesis

"Creating segment leadership"

Mid-market buyout focus

Stable growth segment leaders, with scale opportunities available through significant expansion



Saturn

"Scaling segment leaders"

Upper mid-market buyout focus

Mature, predictable, profitable businesses with stable, compounding growth over the long term



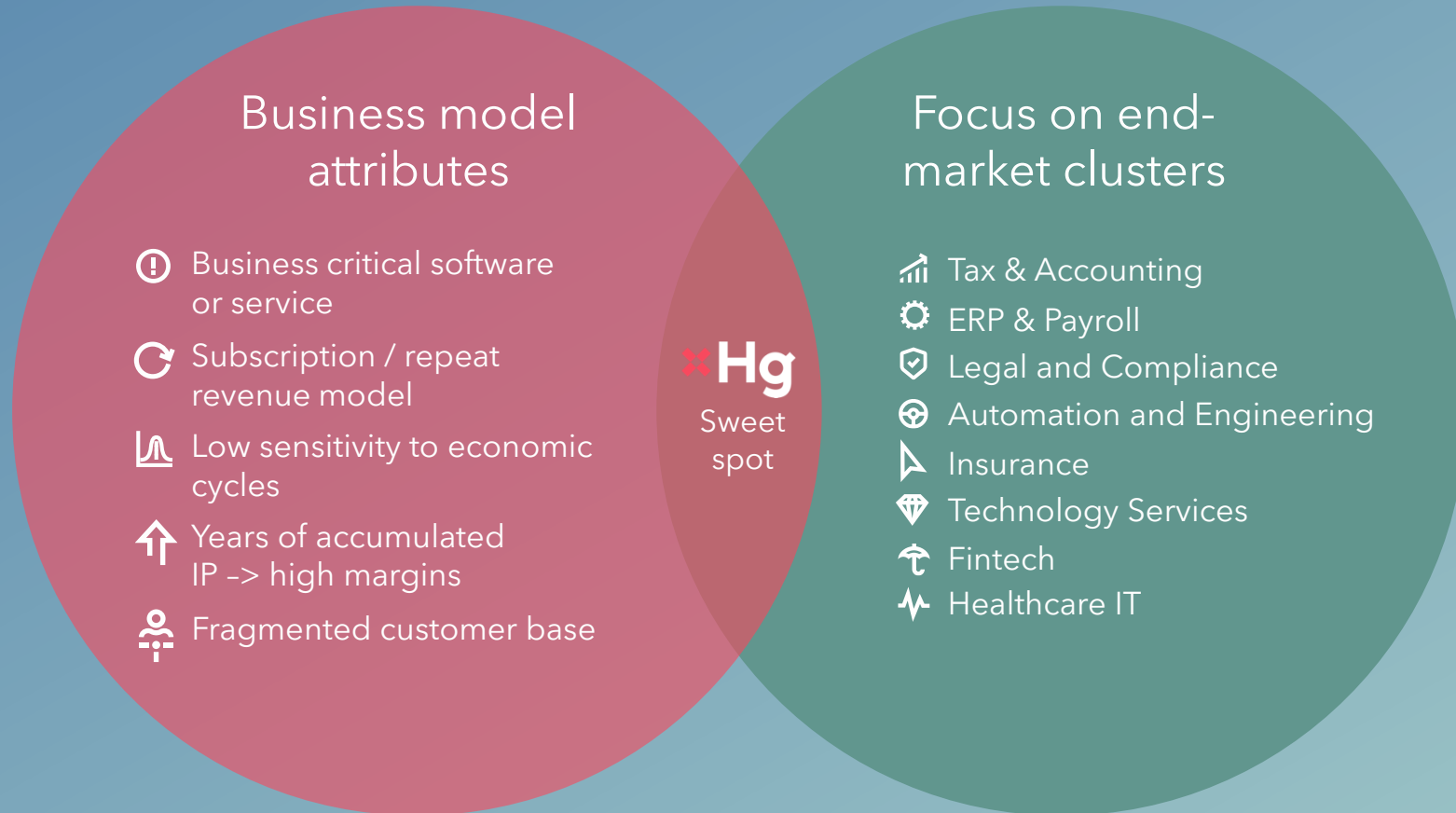
Co-investment

"Fee-free and supports increased balance sheet efficiency"

Direct investments alongside the funds

Allows for more efficient balance sheet management while lowering overall fees

Targeting robust and resilient 'Hg sweet-spot' business models



Building scale and accumulating deep sub-sector knowledge over years of repeated investments

<p>Tax & Accounting >21 years</p>	<p>ERP & Payroll >21 years</p>	<p>Legal & Regulatory >18 years</p>	<p>Automation & Engineering >16 years</p> <p>Athletic Sport Sponsoring — ICH BIN DEIN AUTO</p>
<p>Technology Services >15 years</p>	<p>Fintech >12 years</p>	<p>Healthcare IT >10 years</p>	<p>Insurance >11 years</p>

We have operational expertise across a wide range of areas, reflecting where we see repeat value creation opportunities

Team of 60+ operational specialists providing hands-on support to portfolio companies

Growth

- Sales
- Marketing
- Pricing & Proposition

Tech, Product, Cyber

- R&D and tech platform
- Right-shoring
- Product management
- Cyber

Data and AI

- BI, warehousing, snowballs
- Data cleansing & enrichment
- ML driven optimisations
- Data monetisation
- GenAI

Projects Support

- First 100-days, onboarding
- Value Creation Planning
- PMO and governance

Talent

- C-Suite team effectiveness
- C-Suite & Board recruitment
- C-Suite Onboarding
- Organisational and Operating Model Design

Finance & FP&A

- Reporting and analysis
- CFO & Finance team set-up
- Special projects (e.g. exit prep)
- ERP implementation

ESG

- ESG assessments & strategy
- Carbon reduction, ESG support

Business Systems

- Enterprise Systems Architecture
- Vendor selection & negotiation
- System implementation
- Process redesign & transformation

Legal

- Onboarding
- Legal support (incl. SMEs)
- Strategic projects (e.g., exit prep)
- Professionalising GC office

Portfolio companies can leverage **Hg's GenAI capability** to accelerate AI gains in Operations and Product



AI thought leadership

Regular CEO updates summarizing latest market trends + **tactical guidance** on GenAI R&D, CS, Pricing etc.

Mobilization: Management team AI Immersion & Strategy

Dedicated immersion & transformation days for portfolio management teams to drive AI-first transformation

Cross-portfolio AI community

Established rhythm of **community events** to build collective knowledge (Tech Roundtable, Customer Support Roundtable, Digital Forum, CEO leadership summits.)

AI Product Incubator - Hg Catalyst

New program to accelerate building **transformational GenAI products** with **Hg seed funding** to attract top external GenAI talent and de-risk experimentation for PortCos

R&D

Hg CoE with 4 dedicated experts to drive adoption of **coding AI agents & tools**

Customer Support

Hg CoE with 4 dedicated experts to drive adoption of AI in **customer support**

Legal Expertise

4 dedicated experts monitoring & providing **legal guidance** in rapidly evolving landscape

Intelligent Automation

'Intelligent Automation'
3 dedicated experts to drive adoption of BO automation


GTM

2 dedicated experts to drive adoption of Sales & Marketing AI tools

Hg Project Resource

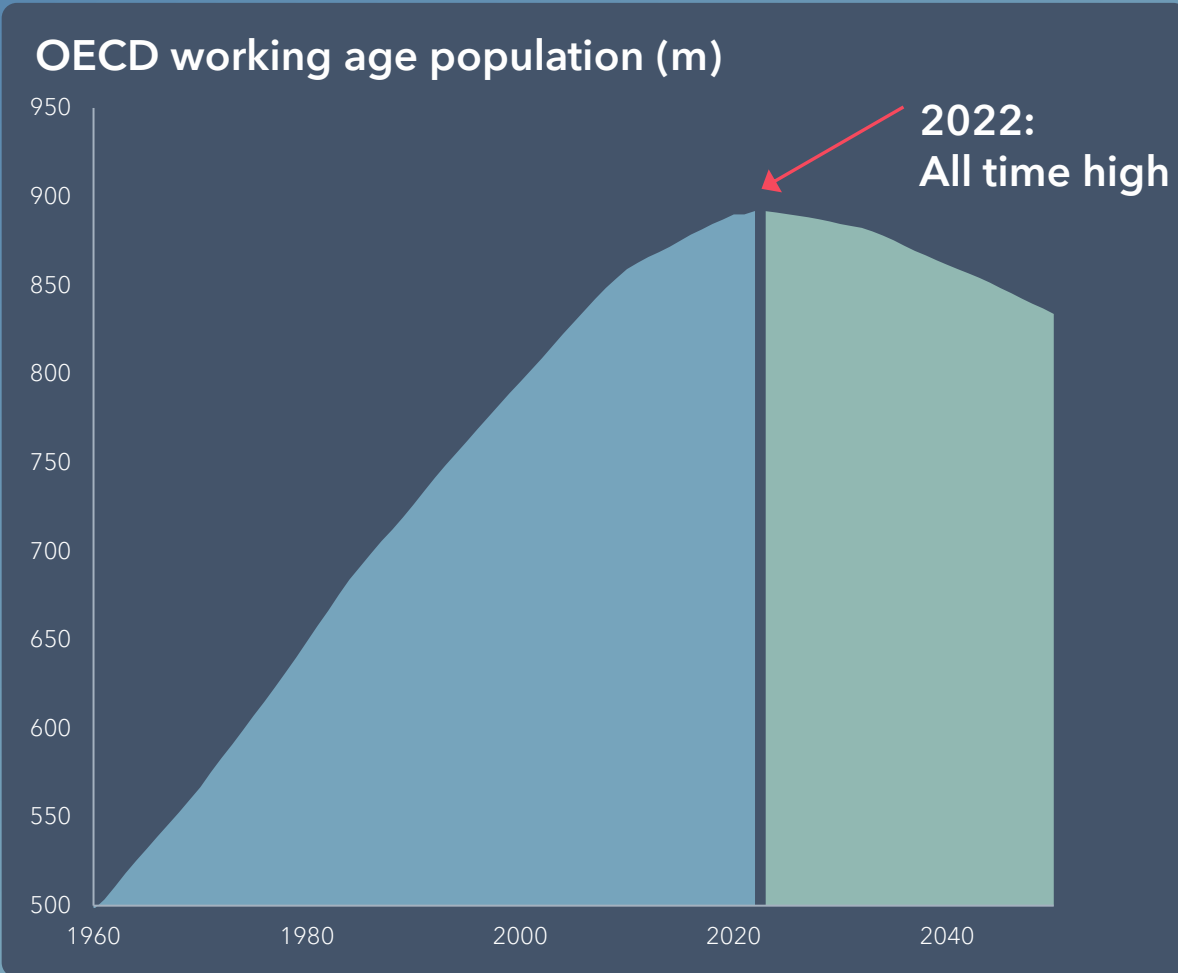
Our **60+** functional experts, including **~20** in the Hg AI & Data team, **+100 trusted AI contractors**, to drive AI use cases, supported by our partners

The private software market opportunity

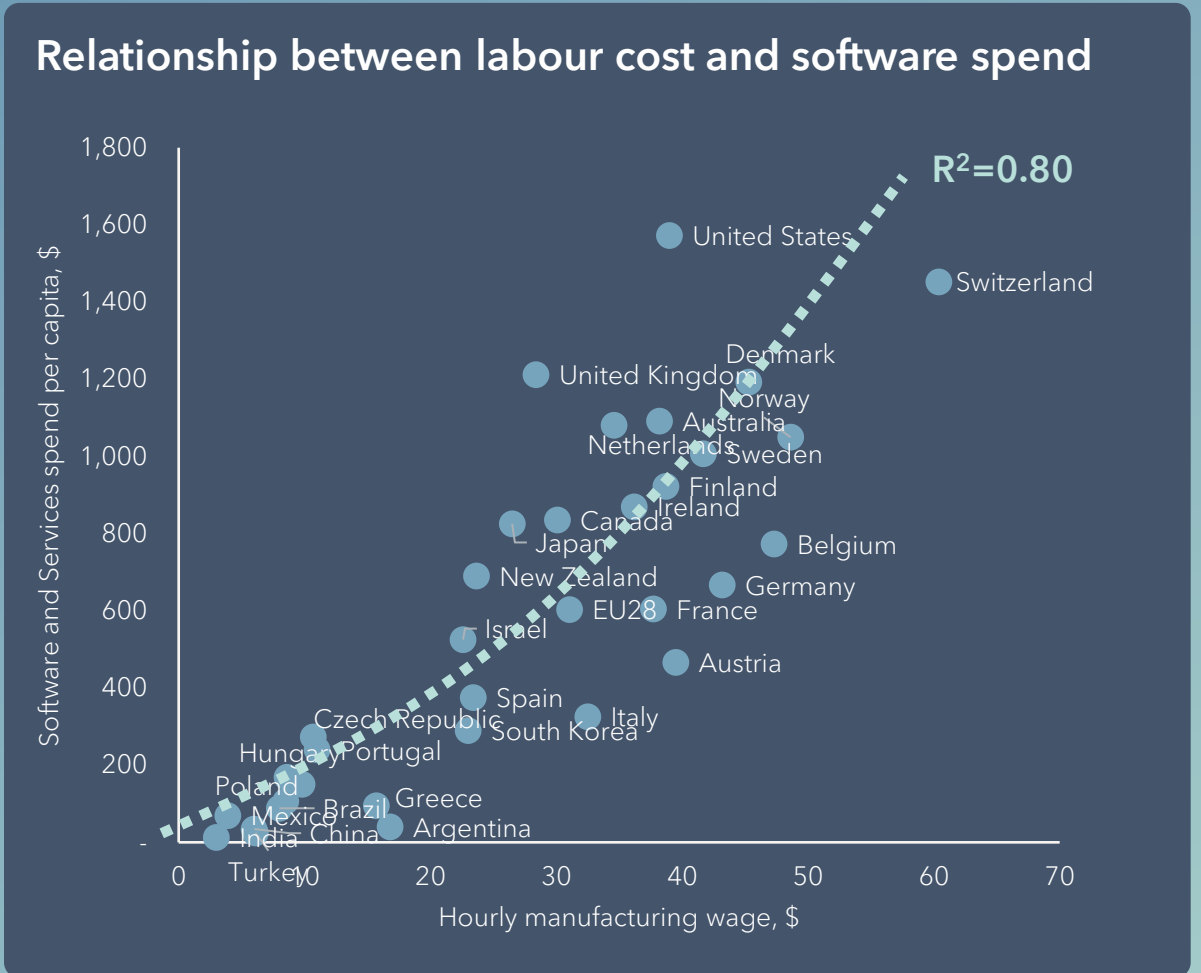


Demographics is destiny...

Long-term decline in working age population is expected to drive up cost of labour and increase software adoption



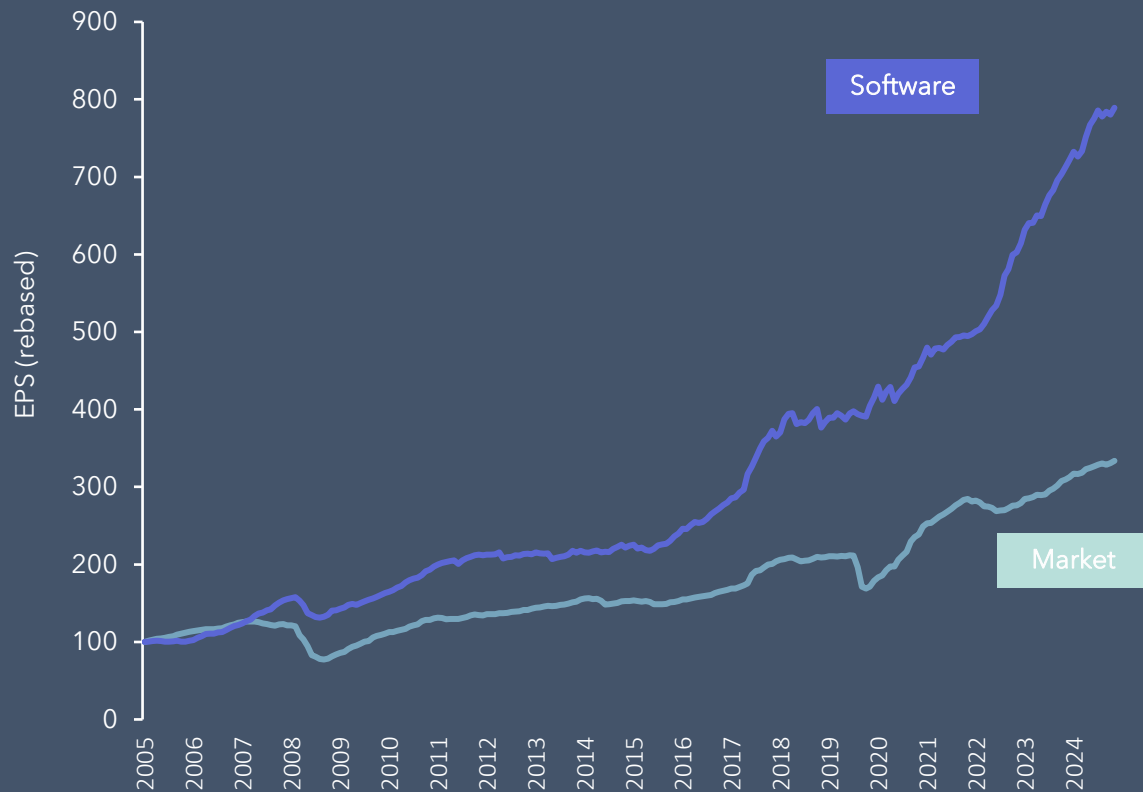
Source: World Population Prospects, United Nations



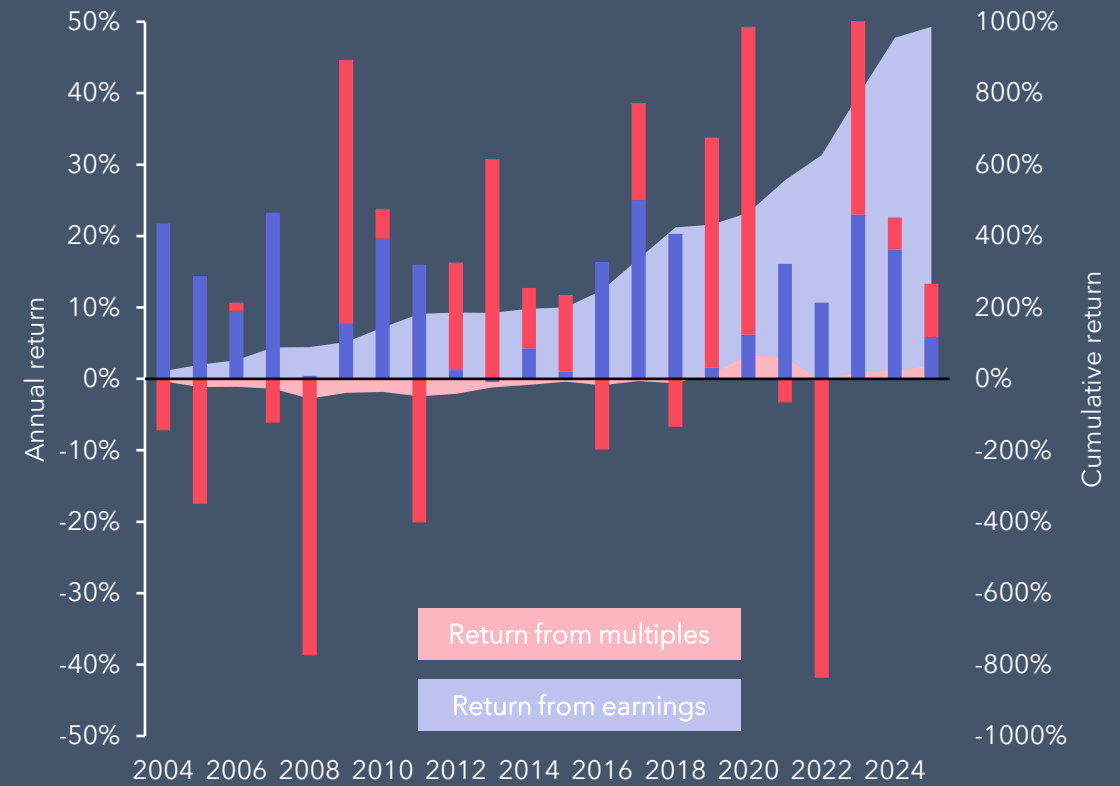
Source: Hg analysis, Conference board manufacturing wage data, Gartner IT spend data,

Earning growth compounds to drive long-term performance of software

Software earnings versus market¹

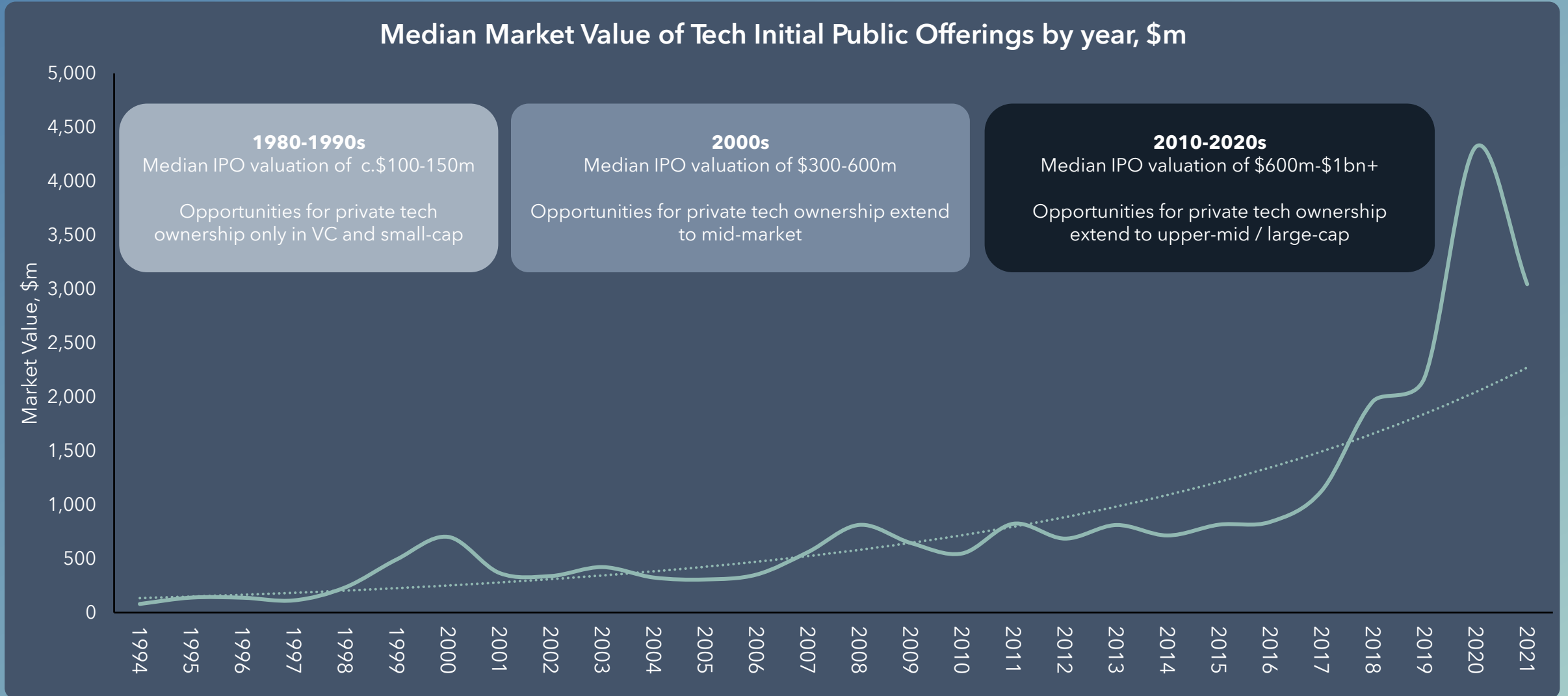


In the long-run, earnings growth drives performance. Multiples are more volatile²



Source: 1. Sourced from Factset, 30 June 2025, based on IGV ETF (tracks c. 100 US tech companies, mainly software), NTM PE and NTM EPS. 2. Sourced from Factset, 8 September 2025, Based on on IGV ETF (tracks c. 100 US tech companies, mainly software), NTM PE and NTM EPS. For illustrative purposes only. Past performance is not a reliable indicator of future results.

Software companies are staying private for longer

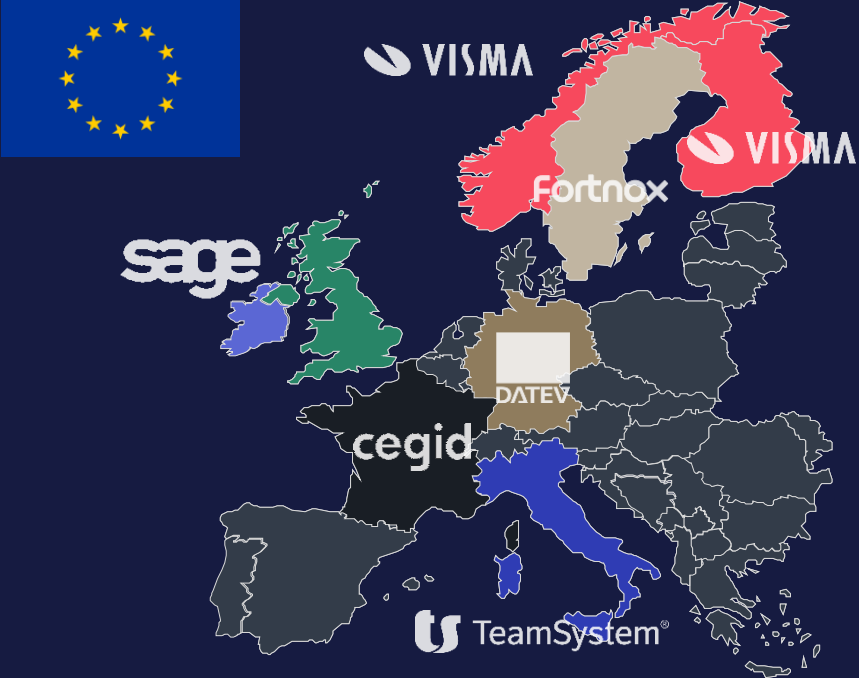


Note: For illustrative purposes only. Past performance is not indicative of future performance. There is no assurance that the trends described or depicted above will continue.

Source: Hg analysis of Jay R. Ritter, University of Florida, IPO Data: [IPO Data - Jay R. Ritter \(ufl.edu\)](http://ipo.ufl.edu); minimal IPO activity in 2022-23 thereby these years are excluded due to sub-size dataset and lack of significance of resulting median

Europe's fragmented market structure provides a broad range of opportunities in the private software space

Europe: Tax & Accounting segment leaders



>50% of the top 40 European software companies are private¹

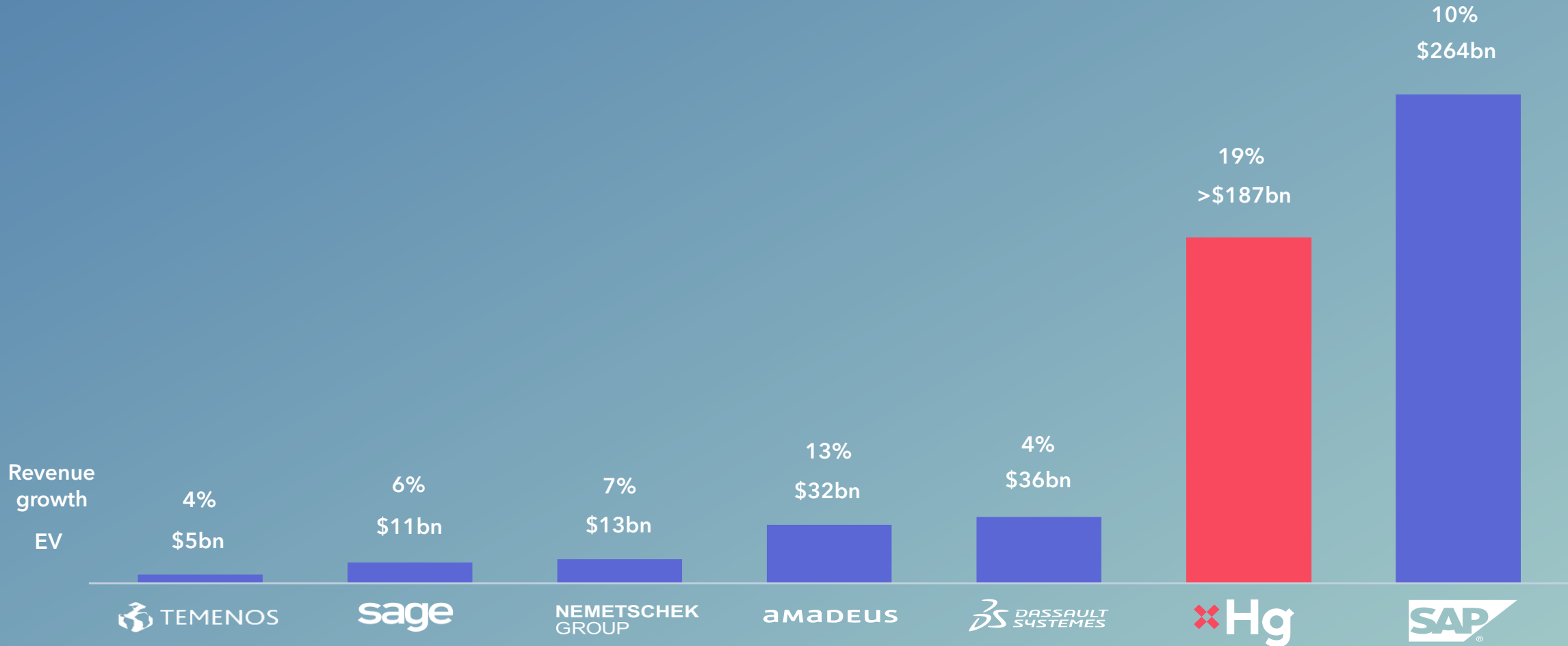
US: Tax & Accounting segment leaders



<20% of the top 40 US software companies are private¹


Note: For illustrative purposes only. Past performance is not indicative of future performance. There is no assurance that the trends described or depicted above will continue.
Source: Hg analysis. Note that not all market share figures are publicly referenceable thus some represent the best judgement of the Hg team. The companies represented on the page represents Hg's best view of the SMB accounting software market.
1. Figures provided are based on number of companies and based on Hg analysis of European and US private companies using on multiple sources; EVs implied on the basis of known Revenues, 30% EBITDA margin and a 15x EV / EBITDA multiple; public market data is sourced from Factset as at May 2024.

HgT provides listed access to the “free float” of Hg’s portfolio, one of the largest and fastest-growing in Europe



Source: Factset, Europe tech firm EVs and Hg’s EV reported as at 30 September 2025. Q3 LTM revenue growth; revenue growth rates in local currency. EVs converted to USD. Revenue growth for HgT portfolio companies as at 30 September 2025. Past performance is not a reliable indicator of future results.

HgT Q3 2025 update



Compounding growth: the power of a long-term investment strategy

Both HgT's share price and net asset value per share have consistently outperformed the FTSE All-Share Index over the long-term

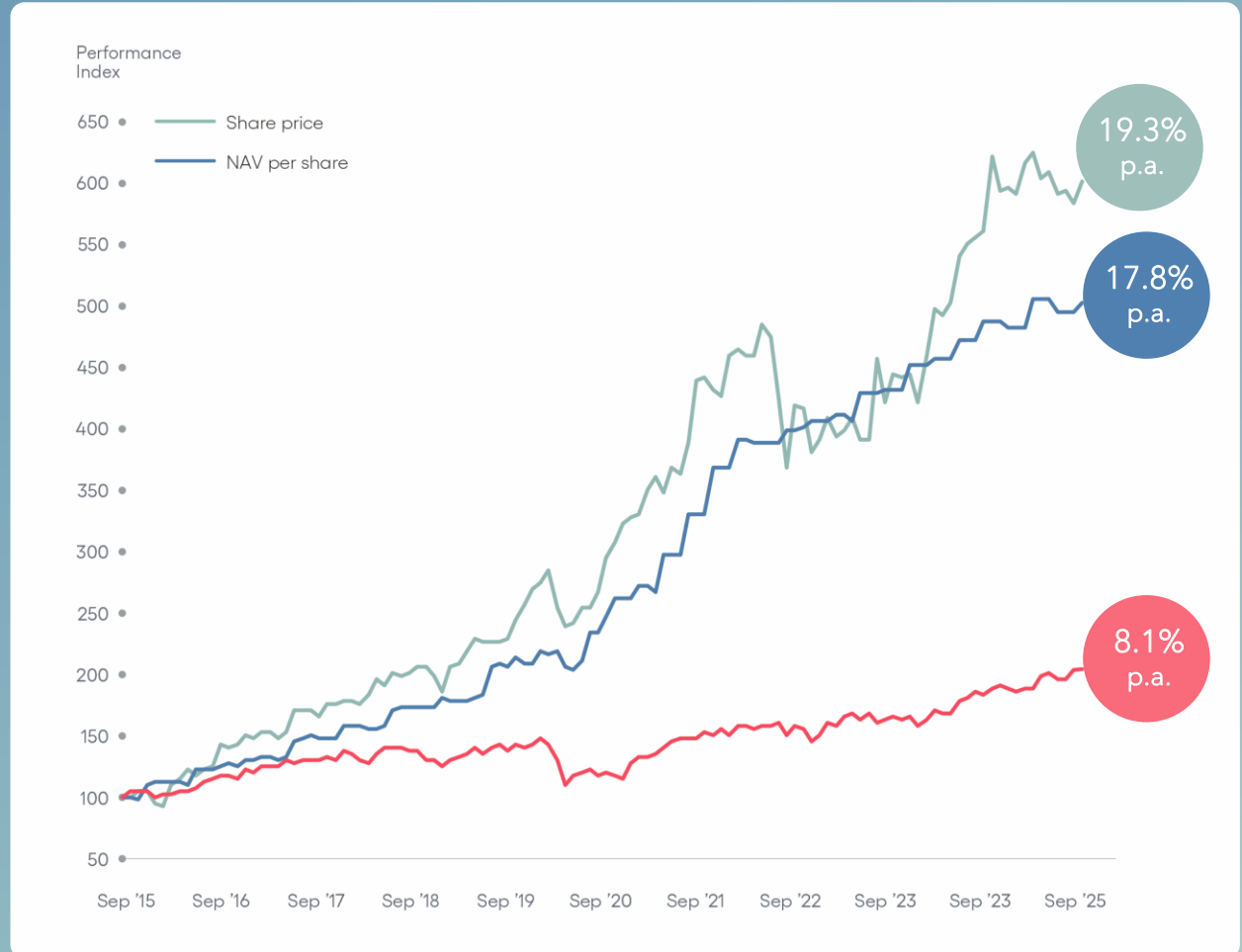
£2.5bn
Net assets

£2.3bn
Market capitalisation

550.4p
NAV per share

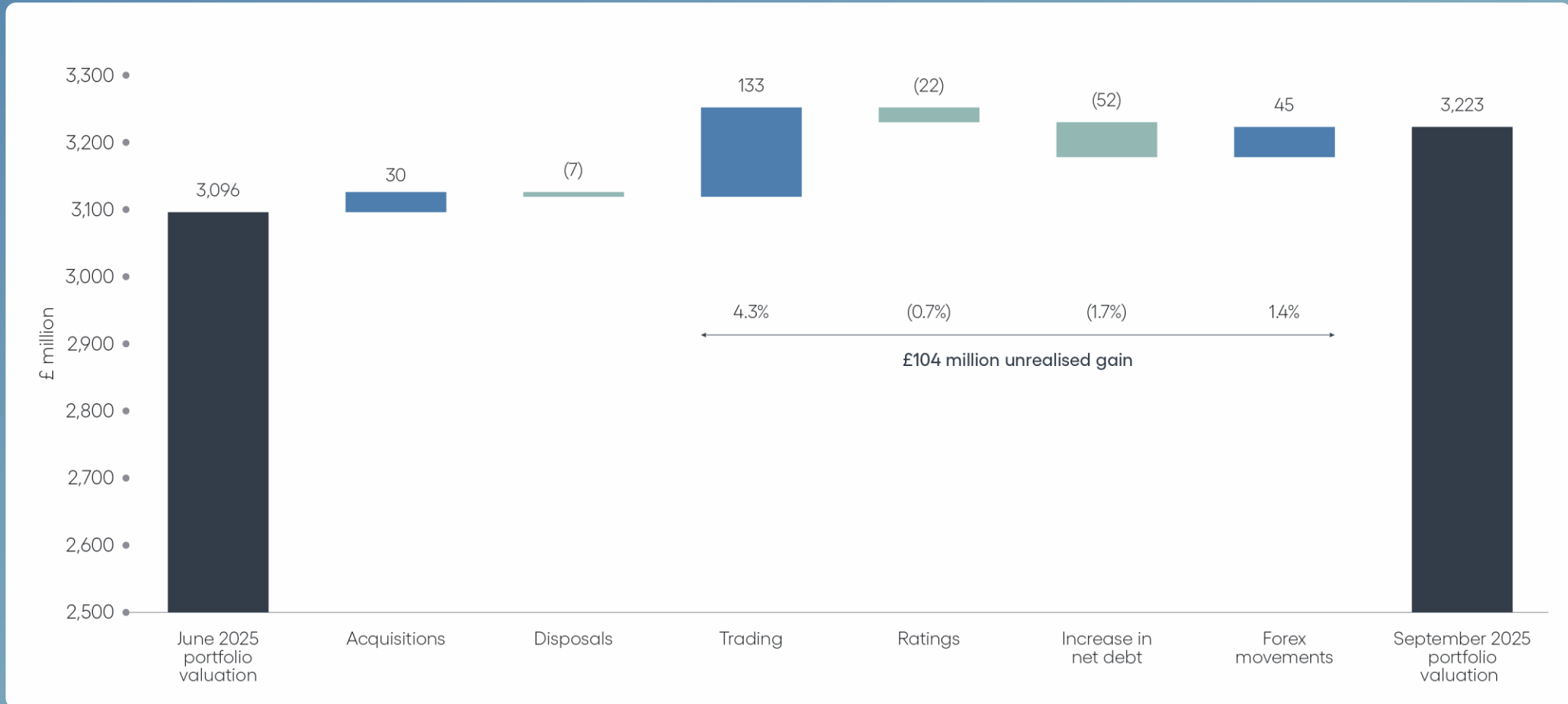
499.0p
Share price

	3 months %	Year to date %	1 year %	3 years % p.a.	5 years % p.a.	10 years % p.a.	20 years % p.a.
NAV per share	2.4	1.9	6.7	8.2	14.5	17.8	14.3
Share price	(2.7)	(6.4)	(2.0)	15.3	13.8	19.3	13.8
FTSE All-Share Index	6.9	16.6	16.2	14.5	13.0	8.1	6.8
NAV per share performance relative to the FTSE All-Share Index	(4.5)	(14.7)	(9.5)	(6.3)	1.5	9.7	7.5
Share price performance relative to the FTSE All-Share Index	(9.6)	(23.0)	(18.2)	0.8	0.8	11.2	7.0



Performance figures to 30 September 2025. Past performance is not a reliable indicator of future results. The value of shares and the income from them can go down as well as up as a result of market and currency fluctuations. You may not get back the amount you invest. All performance figures are based on total return assuming that all historic dividends have been re-invested.

Continued strong trading was the main driver of performance in Hgt Q3 2025



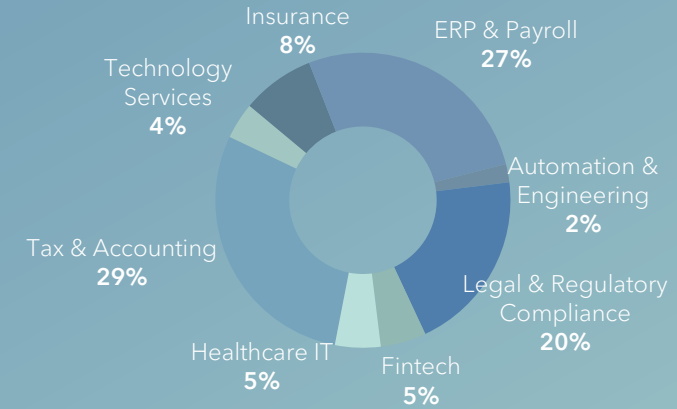
At 30 September 2025. Gross portfolio value before the deduction of fund-level liabilities.
Past performance is not a reliable indicator of future results.

HgT portfolio overview at 30 September 2025

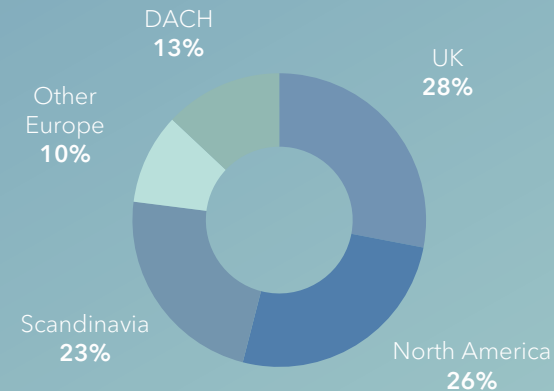
Top 10		Location	Sub-sector	Website	% Portfolio
1	VISMA	Norway	Tax & Accounting / ERP & Payroll	visma.com	12.1
2	IFS	Sweden	ERP & Payroll	ifs.com	9.3
3	access	UK	ERP & Payroll	theaccessgroup.com	7.4
4	P&I	Germany	ERP & Payroll	pi-ag.com	6.4
5	HOWDEN	UK	Insurance	howdengroupholdings.com	5.6
6	AUDITBOARD	US	Legal & Regulatory Compliance	auditboard.com	4.0
7	septeo	France	Legal & Regulatory Compliance	septeo.com	4.0
8	LITERA	US	Legal & Regulatory Compliance	litera.com	3.5
9	Ideagen	UK	Legal & Regulatory Compliance	ideagen.com	3.2
10	IRIS	UK	Tax & Accounting / ERP & Payroll	iris.co.uk	2.7

>55
portfolio companies

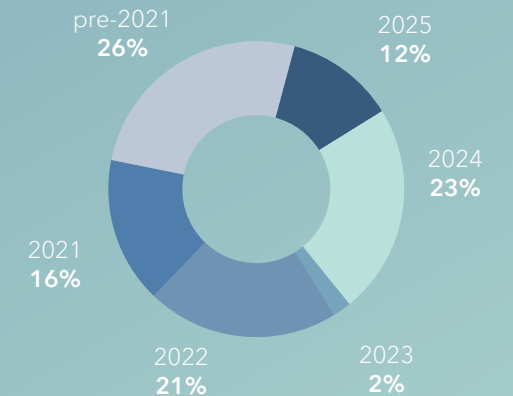
Hg 'cluster' by value



Geographic spread by value



Investment year by value



Continued strong trading from “Rule of 40+” portfolio

HgT has a “Rule of 44” portfolio: 11% organic revenue growth and 33% EBITDA margin

LTM revenue
growth¹

18%
(11% organic)

LTM EBITDA
growth^{1,2}

19%
(16% organic)

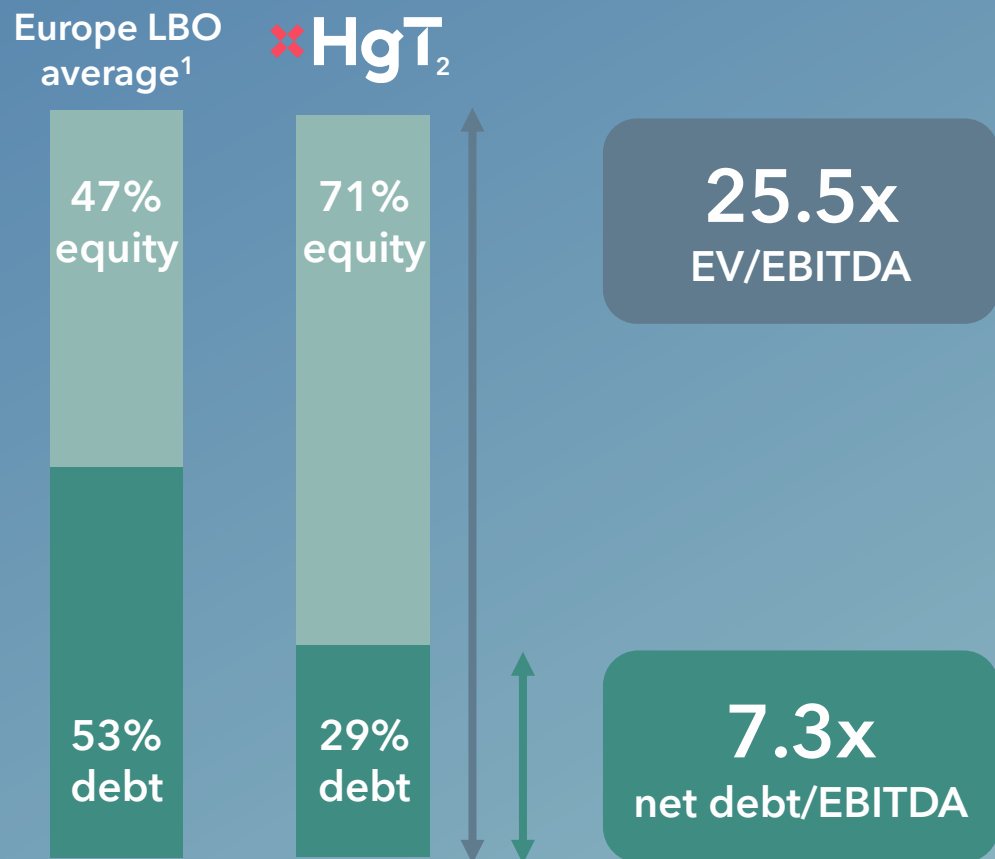
EBITDA
margin

33%

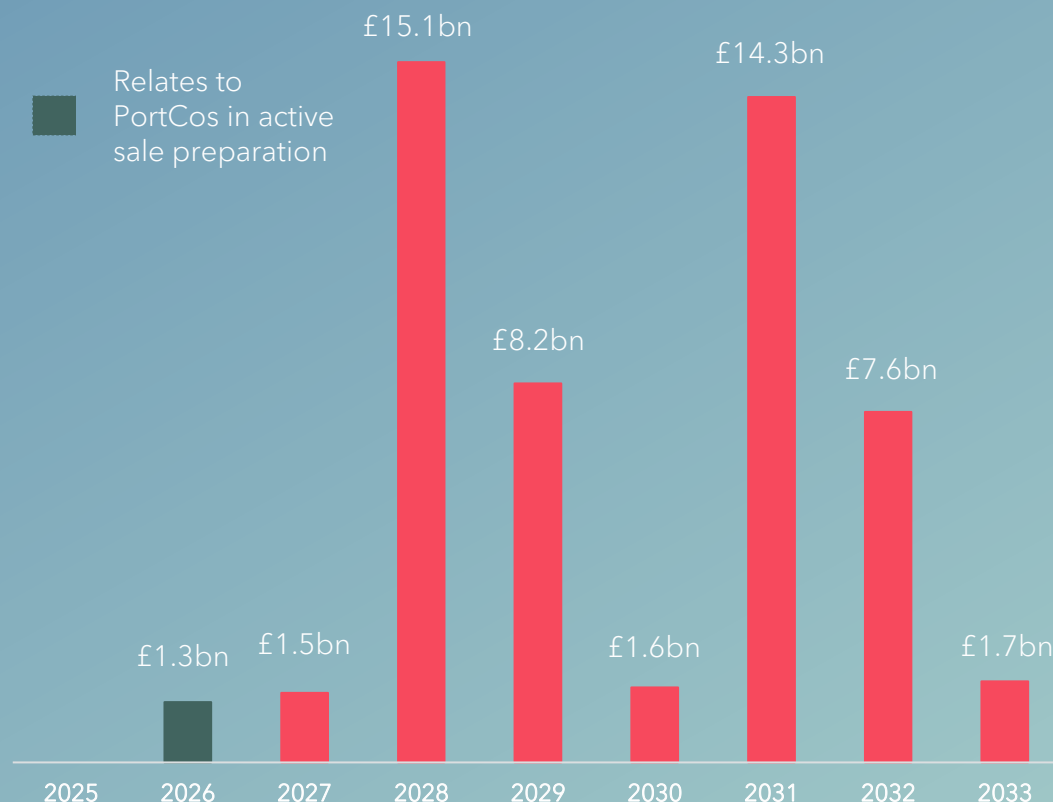
A “sleep well” investment strategy

- Highly recurring revenues and low customer churn due to mission critical software and services provided
- The portfolio has delivered organic sales and EBITDA growth every quarter for 15+ years
- Bolt-on M&A acts a lever for further growth, de-risking entry into adjacent markets and providing a platform for cross- and up-sell

Robust portfolio company balance sheets with below market gearing: **xHgT** >70% equity in capital structures



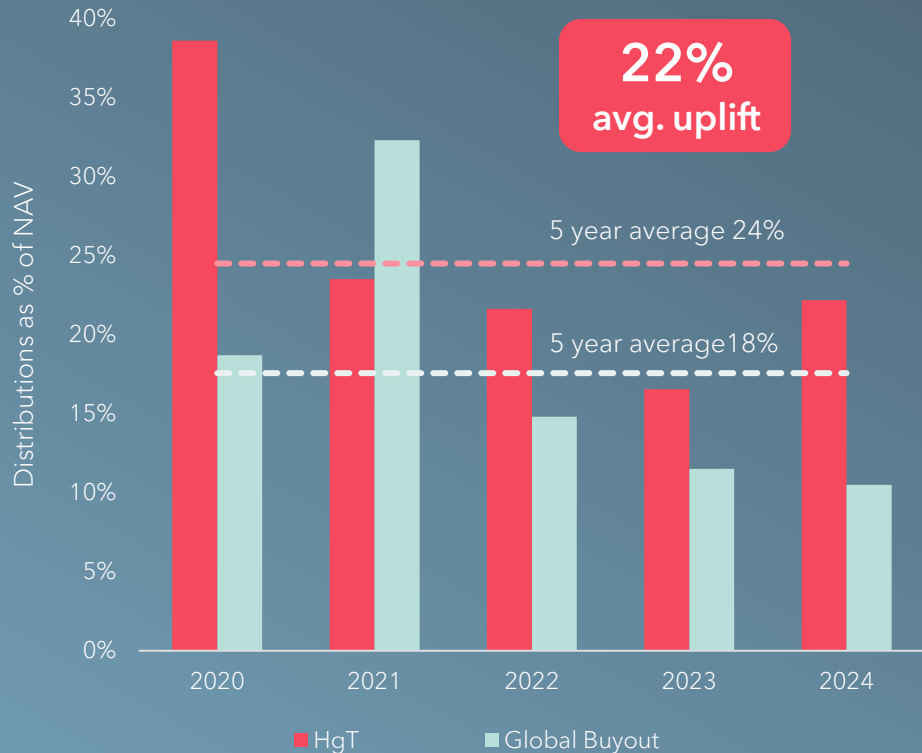
Hg portfolio debt maturity profile: no meaningful maturities for ~2 years³



At 30 September 2025. 1. Pitchbook, LCD European Leverage Buyout Review, Q3 2025, Avg. Equity Contribution by Transaction Size, €500m or more. 2. HgT figures based on LTM EBITDA, excluding companies valued on a basis other than earnings. Please note that this is a period-end snap-shot, and the composition changes every quarter due to investment and realisation activity in Hg's portfolio. Consequently, this should not be considered a like-for-like comparison year-on-year, as we do not restate prior year based on what has been sold from or added to the portfolio. Figures are calculated on an HgT NAV-weighted basis. 3. Figures for full Hg portfolio at 30 June 2025. Remaining 2026 maturities will be extended in the next few months.

Consistent realisation activity despite a challenging environment for private equity exits

HgT has continued to realise investments, while global buyout distributions hit a low as a percentage of net assets¹



£171m
realisations YTD



1. Source for Global Buyout data, Bain Global Private Equity Report 2025. Average uplift for 2020-2024 versus carrying value at point of signing. YTD 2025 covers the period to 05 November 2025. Figures relate to HgT's share of transactions and are gross of carried interest. Sterling equivalent where transaction made in Euros or US Dollars. Logos exclude immaterial transactions in portfolio companies not shown. Past performance is not a reliable indicator of future results.

Hg has continued to invest selectively

Repeatable investments in companies with similar defensive business models building a store of future value for HgT



Investing further capital into existing portfolio companies to support their next leg of growth

£336m (incl. £38m of co-investment)
Invested YTD



New investments in founder-led businesses, with significant value creation potential

YTD 2025 includes post-period investments in A-LIGN and Payworks. Figures relate to HgT's share of transactions. Amounts shown in Sterling equivalent where investment made in Euros or US Dollars. Logos exclude immaterial transactions in portfolio companies not shown. Past performance is not a reliable indicator of future results.







Case study: re-investing in a proven category winner to participate in its future growth



Personal & Informatik ("P&I") is a leading provider of payroll and strategic HR software and services, headquartered in Germany.

During H1 2025, Hg Saturn 1 partial realised its investment (made in 2020) via the sale of a stake to a group of institutional investors. In a separate transaction, Hg Saturn 4 acquired a stake from a third-party investor at the same valuation.

Investment thesis

-  P&I's integrated HR cloud platform allows clients to **manage and increasingly automate mission-critical payroll processing** as well as strategic HR tasks
-  **Fragmented customer base** with particular exposure to more resilient public sector and upper mid-segment segments
-  **Shift to term license model** driving higher cash flow visibility
-  **Advanced SaaS product set** including complex payroll products subject to frequent and ongoing regulatory-driven changes

Value Creation / Portfolio Team Projects

-  **Drive value-based upsell** of existing SaaS customer base towards new AI-driven product suite extending well beyond payroll
-  **Investing into the sales organisation to drive new logo wins** as customers are increasingly look to replace their legacy payroll vendors for a modern SaaS product
-  **Further margin uplift potential** from operating leverage as the business scales
-  **M&A** - strategic M&A in DACH and internationally to build European payroll platform

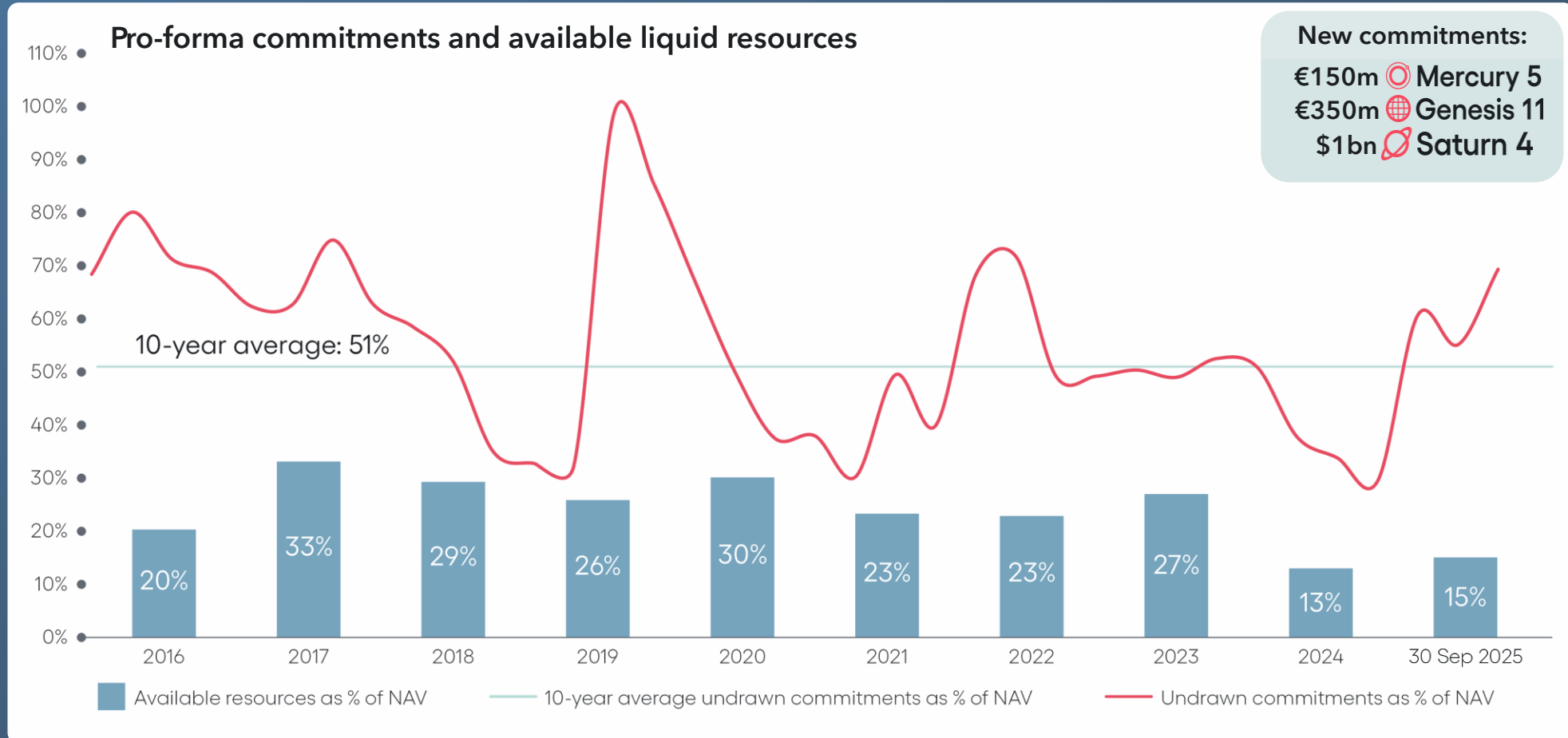
>15k customers

>95% customer retention

>115% Net revenue retention

New commitments to Hg funds

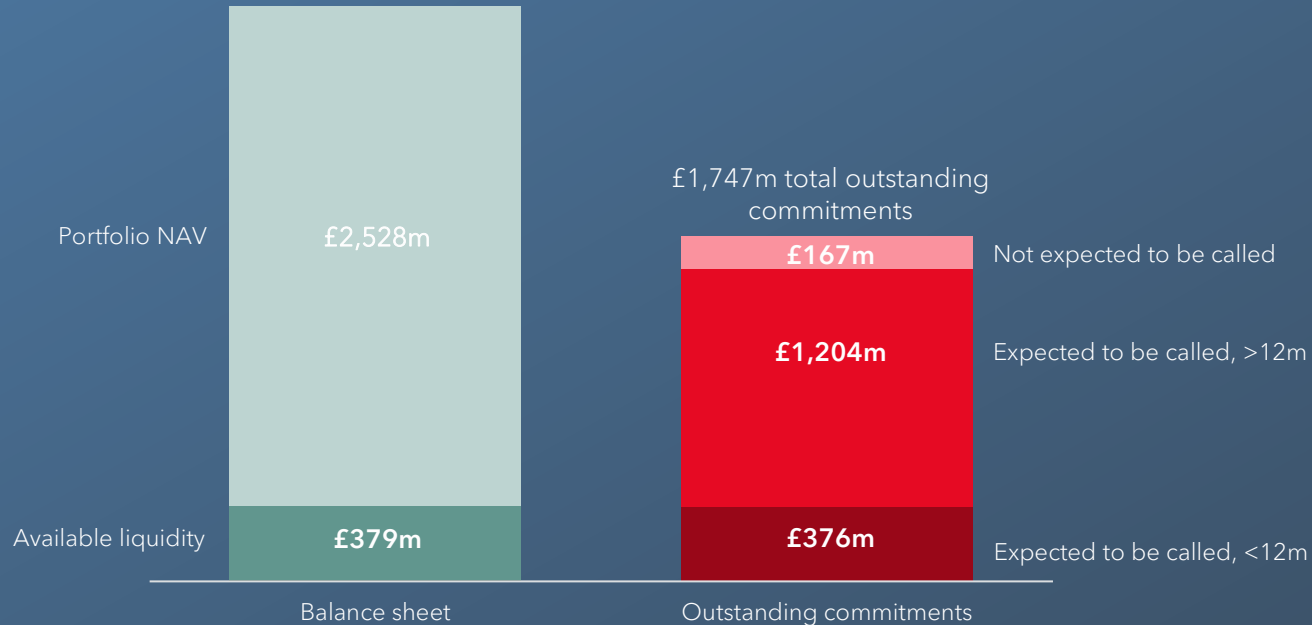
Sizing of commitments relative to NAV is in-line with previous vintages. The new commitments will sit behind subscription lines at the level of the Hg funds, delaying expected capital calls to HgT until 2026 (Saturn 4) and 2027 (Genesis 11 and Mercury 5), providing HgT with increased visibility over future cash-flows.



Figures are pro-forma as at 30 September 2025 and include the post-period commitments to Genesis 11 and Mercury 5.

HgT's robust balance sheet supports future investment activity

Pro-forma balance sheet, including new fund commitments



HgT's "toolbox" to manage liquidity across market cycles

- **Fund commitments:** foundation of investment strategy providing exposure to all Hg investments
- **Co-investment:** option, without obligation, to deploy additional capital on a fee-free basis
- **Hg Realisation Committee:** dedicated committee resp. for delivering consistent liquidity across cycles
- **Revolving credit facility:** HgT maintains a £375m facility (~15% of NAV) for liquidity management purposes
- **Hg fund-level credit facilities:** greater visibility over timing of cash-flows supports more efficient HgT liquidity management
- **Opt-out:** unique provision allowing HgT to "opt-out" of new investments without penalty if it does not have sufficient liquidity to fund a capital call

Outlook

Resilient trading performance underpinned by mission-critical nature of products and services provided by portfolio companies.

Selective investment in companies with similar defensive business models, building a store of future value for HgT

While the exit market remains challenging, we continue to prioritise cash-back to clients, including HgT

We remain excited by the long-term opportunity, as businesses seek to automate workflows to improve productivity and manage rising labour costs

Further resources



Nic Humphries on Alt Goes Mainstream



Hg and Visma featured in the Financial Times



Orbit: an Hg podcast



Software Leadership Gathering 2025: Accelerated Intelligence



Hg's Silicon Valley Leadership Summit 2025

- HgT website: <https://www.hgcapitaltrust.com/>
- Hg website: <https://hgcapital.com/>
- HgT LinkedIn: <https://www.linkedin.com/company/hgcapital-trust-plc>
- Orbit podcast: <https://hgcapital.com/insights/orbit-podcast>
- Hg insights: <https://hgcapital.com/insights>
- Silicon Valley Leadership Summit: <https://hgcapital.com/insights/silicon-valley-leadership-summit-2025>



Contact


For further information on HgCapital Trust plc, please visit our website:
www.hgcapitaltrust.com

Or contact our Investor Relations Team at: investorrelations@hgcapital.com

You can also follow us:

LinkedIn
www.linkedin.com/company/hgcapital-trust-plc

Doceo
www.doceo.tv/funds/hg-capital-trust/



Disclaimer

NOT FOR RELEASE, PUBLICATION OR DISTRIBUTION, DIRECTLY OR INDIRECTLY, IN WHOLE OR IN PART, INTO OR WITHIN THE UNITED STATES OR TO "US PERSONS" (AS DEFINED IN REGULATION S UNDER THE UNITED STATES SECURITIES ACT OF 1933, AS AMENDED (THE "SECURITIES ACT") OR INTO OR WITHIN AUSTRALIA, CANADA, SOUTH AFRICA, OR JAPAN. RECIPIENTS OF THIS DOCUMENT AND THE PRESENTATION (THE "MATERIALS") IN JURISDICTIONS OUTSIDE THE UK SHOULD INFORM THEMSELVES ABOUT AND OBSERVE ANY APPLICABLE LEGAL REQUIREMENTS IN THEIR JURISDICTIONS. IN PARTICULAR, THE DISTRIBUTION OF THE MATERIALS MAY BE RESTRICTED BY LAW IN CERTAIN JURISDICTIONS. ACCORDINGLY, RECIPIENTS REPRESENT THAT THEY ARE ABLE TO RECEIVE THE MATERIALS WITHOUT CONTRAVENTION OF ANY APPLICABLE LEGAL OR REGULATORY RESTRICTIONS IN THE JURISDICTION IN WHICH THEY RESIDE OR CONDUCT BUSINESS.

This document accompanies the report for the three months ended 30 September 2025 of HgCapital Trust plc and contains a summary of the information set out in that document. Reference should be made to the quarterly Report rather than relying on this summary. It does not constitute an advertisement and is not a prospectus. It does not constitute an offer to sell or a solicitation of an offer to buy any securities described herein in the United States or in any other jurisdiction, nor shall it, by the fact of its distribution, form the basis if, or be relied upon, in connection with any such contract. No offer, invitation or inducement to acquire shares or other securities in HgCapital Trust plc ("Shares") is being made by or in connection with this document.

The information presented herein is not an offer for sale within the United States of any equity shares or other securities of HgCapital Trust plc. HgCapital Trust plc has not been and will not be registered under the US Investment Company Act of 1940, as amended (the "Investment Company Act"). In addition, the Shares have not been and will not be registered under the Securities Act or any other applicable law of the United States. Consequently, the Shares may not be offered or sold or otherwise transferred within the United States, or to, or for the account or benefit of, US Persons, except pursuant to an exemption from the registration requirements of the Securities Act and under circumstances which will not require HgCapital Trust plc to register under the Investment Company Act. No public offering of the Shares is being made in the United States. The Shares may only be resold or transferred in accordance with the restrictions set forth in the Prospectus to be published in connection with any proposed offering and related subscription documents. This communication should not be distributed, forwarded, transferred, reproduced, or otherwise transmitted, directly or indirectly, to any persons within the United States or to any US Persons unless it is lawful to do so.

This document is being issued by Hg Pooled Management Limited a company authorised and regulated by the Financial Conduct Authority to accompany the Interim Report and Accounts. The Presentation is being issued on a strictly confidential basis and the information contained in the Presentation may not be copied, distributed, published or reproduced, in whole or in part, to any other person at anytime without the proper written consent of the Company. The information and opinions contained in this document are for background purposes only, do not purport to be full or complete and do not constitute investment advice. Subject to Hg Pooled Management Limited 's regulatory requirements and responsibilities, no reliance may be placed for any purpose on the information and opinions contained in this document or their accuracy or completeness and no representation, warranty or undertaking, express or implied, is given as to the accuracy or completeness of the information or opinions contained in this document by Hg Pooled Management Limited or any of its members or employees and no liability is accepted by such persons for the accuracy or completeness of any such information or opinions.

This information is not intended to provide, and should not be relied upon, for accounting, legal, tax advice or investment recommendations. You should consult your tax, legal, accounting or other professional advisors about the issues discussed herein. The descriptions contained herein are summaries and are not intended to be complete and neither Hg Pooled Management Limited nor any of its affiliates undertakes any obligation to update or correct any errors or inaccuracies in any of the information presented herein. The information in these materials and any other information discussed at the presentation is subject to change. This document does not constitute or form part of any offer to issue or sell, or any solicitation of any offer to subscribe or purchase any investment nor shall it or the fact of its distribution form the basis of, or be relied on in connection with, any contract thereof.

Disclaimer

These materials include statements that are, or may be deemed to be, "forward-looking statements" which are based on current expectations and projections about future events. In some cases, these forward-looking statements may be identified by the use of forward-looking terminology, including the terms "targets", "believes", "estimates", "anticipates", "expects", "intends", "may", "will" or "should" or, in each case, their negative or other variations or comparable terminology. They appear in a number of places throughout these materials and include statements regarding the intentions, beliefs or current expectations of Hg Pooled Management Limited and/or its members or employees concerning, among other things, the trading performance, results of operations, financial condition, liquidity, prospects and investment policy of HgCapital Trust plc. By their nature, these forward-looking statements as well as those included in any other material discussed at any presentation involve risks and uncertainties because they relate to events and depend on circumstances that may or may not occur in the future. All statements other than statements of historical facts in this Presentation, including, without limitation, those regarding the Company's financial position, business strategy, plans and objectives of management or future operations (including development plans and objectives relating to the Company's products and services) are forward-looking statements.

Forward-looking statements are not guarantees of future performance. A number of important factors could cause actual results or outcomes to differ materially from those expressed, projected or implied in any forward-looking statements. No one undertakes publicly to update or revise any such forward-looking statement. In light of these risks, uncertainties and assumptions, the events or circumstances referred to in the forward-looking statements may not occur. None of the future projections, expectations, estimates or prospects in this document should be taken as forecasts or promises nor should they be taken as implying any indication, assurance or guarantee that the assumptions on which such future projections, expectations, estimates or prospects have been prepared are correct or exhaustive or, in the case of the assumptions, fully stated in the document. The Company expressly disclaims any obligation or undertaking to update or revise any such forward-looking statement, whether as a result of new information, future events or otherwise, unless required to do so by the Financial Services and Markets Act 2000, the Listing Rules or Prospectus Rules of the Financial Conduct Authority or other applicable laws, regulations or rules. As a result of these risks, uncertainties and assumptions, you should not place undue reliance on these forward-looking statements as a prediction of actual results or otherwise.

Return targets are targets only and are based over the long-term on the performance projections of the investment strategy and market conditions at the time of modelling and are therefore subject to change. There is no guarantee that any target return can be achieved. Investors should not place any reliance on such target return in deciding whether to invest in HgCapital Trust plc. Past performance is not necessarily a reliable indicator of future results.

To the extent available, the industry, market and competitive position data contained in these materials come from official or third party sources. Third party industry publications, studies and surveys generally state that the data contained therein have been obtained from sources believed to be reliable, but that there is no guarantee of the accuracy or completeness of such data. The contents of this document have not been independently verified, are not comprehensive, does not contain all the information that a prospective purchaser of securities may desire or require in deciding whether or not to offer to purchase such securities and do not constitute a due diligence review and should not be construed as such. Subject to Hg Pooled Management Limited's regulatory requirements and responsibilities, no undertaking, representation, warranty or other assurance, express or implied, is made or given by or on behalf of Hg Pooled Management Limited or any of its members, employees, agents or advisers or any other person as to the accuracy, completeness or fairness of the information, forward-looking statements or opinions contained in this document and no responsibility or liability is accepted by any of them for any such information, forward-looking statements or opinions or in respect of any omission, and this document is distributed expressly on the basis that it shall not give rise to any liability or obligation if, for whatever reason, any of its contents are or become inaccurate, incomplete or misleading and neither Hg Pooled Management Limited nor any such persons undertakes any obligation to provide the recipient with access to additional information or to correct any inaccuracies herein which may become apparent.

Hg Pooled Management Limited, Company number: 02055886 Registered office: 2 More London Riverside, London SE1 2AP.

Authorised and regulated by the Financial Conduct Authority of 12 Endeavour Square, London E20 1JN with firm reference number 122466.